

# Essential Plus®

## Essential Plus® RMTG-Series High Efficiency Non-Condensing Tankless Gas Water Heaters

### EASY INSTALLATION

- **Industry Leading!** 43' vent run capability
- Enhanced design up to 10% smaller to fit in even more places than before
- Enhanced design up to 22% lighter making one-person installs even easier

### READY FOR RETROFITS

- **Industry Best!** 1/2" side to side clearance allows you to safely work in spaces the competition can't
- 1/2" Gas line compatibility (subject to local code)

- Universal Venting Compatibility with UBBINK, Metal Fab, and Rainbow venting for easier tankless to tankless replacements

### KEY FEATURES

- **Richmond® Exclusive!** Hot-start Programming™ ensures the unit is in a ready state between back-to-back usage, minimizing any cold water bursts
- Built-in EcoNet® Wi-Fi technology for direct control from your device (on select models)
- LeakGuard® – All-inclusive leak detection and prevention system that detects any leak that comes from the unit (on indoor Wi-Fi models)

### SPECIFICATIONS

Richmond Model Number		INDOOR			OUTDOOR		
		RMTG-70DVLN-3			RMTG-70XLN-3	RMTG-84XELN-3 (Wi-Fi Model)	RMTG-95XELN-3 (Wi-Fi Model)
Built-in LeakGuard™ Model Number			RMTG-84DVELN-3 (Wi-Fi Model)	RMTG-95DVELN-3 (Wi-Fi Model)			
Gas Input Rate (BTU/h)	MAX	160,000	180,000	199,900	160,000	180,000	199,900
	MIN	11,000	11,000	11,000	11,000	11,000	11,000
Uniform Energy Factor (UEF)		0.82					
Gallons Per Minute (GPM)	MAX (35°F)	7.0	8.4	9.5	7.0	8.4	9.5
	45°F Rise	6.0	6.7	7.4	6.0	6.7	7.4
	67°F Rise	4.5	5.1	5.0	4.5	5.1	5.0
Number of Bathrooms¹		2.5	3	3.5	2.5	3	3.5
Temp. Range		100°F - 140°F					
Temp. Setting from Factory		120°F					
High Temp. Upgrade Available		No					
Freeze Protection		-30°F Air Intake², -4°F Ambient					
Heat Exchanger Material		Primary: Copper					
Minimum Activation Flow		0.4 GPM					
Minimum Continuous Flow		0.26 GPM					
Maximum Altitude		7,800 ft.					
Ultra Low NOx		Meets 14 ng/J NOx requirements - SCAQMD Rule 1146.2 compliant					
Warranty		15 Year Heat Exchanger   5-Year Parts   1-Year Labor					
Height		24.2"			20.75"		
Width		13.5"			13.5"		
Depth		10.27"			9.4"		
Weight (Lbs.)		46.5			42		
Venting Diam. Allowed		3" by 5" CONCENTRIC			N/A		
Max. Single Vent Run (straight pipe)		43 ft.			N/A		
Approved Venting Manufacturer		Metal Fab, Rainbow, UBBINK					
Manifold Controls (max. units)		6 Units³					
Controls		Built-in digital display			External Remote (Included)		
Power Supply		120V 60Hz					
Max. Power Consumption		85W (Normal use), 0.7 Amps 132W (Antifreeze), 1.1 Amps 3.5W (Standby), 0.03 Amps⁴					
Gas Connection		3/4" NPT					
Hot Water Connection		3/4" NPT					
Cold Water Connection		3/4" NPT					

All models are available in Natural Gas or Propane (LP). For Propane replace the N with P for LP model.



Indoor DV

Outdoor

### RMTG-Series Models

Indoor & Outdoor Models

11,000-199,900 BTU/h

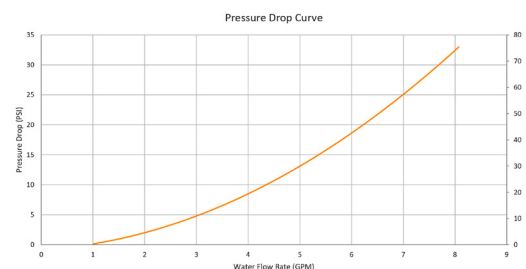
Natural Gas and  
Liquid Propane Models\*

\*Swap P for N in model number for Liquid Propane model



### Clearances

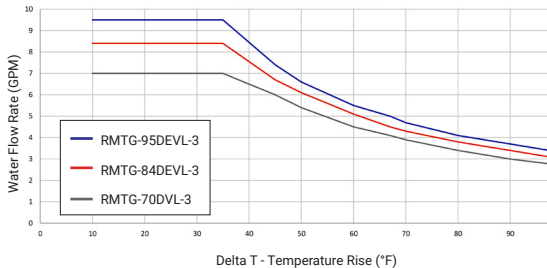
Top / Bottom	12"
Front	1/2" <sup>5</sup>
Sides	1/2"
Back / From Vent Pipe	0"



<sup>1</sup> Based on simultaneous showers using 2.5 GPM flow rate pre-mixed with cold water line. Flow rates vary depending on temperature of incoming cold water and water heater set temperature. Refer to flow rate curves for accurate sizing. <sup>2</sup> For indoor application, this is the temperature of outdoor intake air. <sup>3</sup> Manifolds with standard RJ11 communication cables. <sup>4</sup> If anti freeze is on and combustion is on, total W will be 217W (85+132). <sup>5</sup> Recommended 24" clearance for service.

# Essential Plus® RMTG-Series High Efficiency Non-Condensing Tankless Gas Water Heaters

## WATER HEATER FLOW RATE CURVES



### Water Flow (GPM)

	Temperature Rise (°F)									
Model Number	35°	45°	50°	60°	67°	70°	80°	90°	100°	
RMTG-95DEVL-3	9.5	7.4	6.6	5.5	5.0	4.7	4.1	3.7	3.3	
RMTG-84DEVL-3	8.4	6.7	6.1	5.1	5.1	4.3	3.8	3.4	3.0	
RMTG-70DEVL-3	7.0	6.0	5.4	4.5	4.5	3.9	3.4	3.0	2.7	

Above estimates are for sizing purposes only.

## VENTING

### SINGLE UNIT: MAX. EQUIVALENT VENT LENGTHS - STRAIGHT PIPE

Number of 90° Elbows	Max Length 3" / 5" straight pipe
0	43 ft. (13.1 m)
1	41.5 ft. (12.6 m)
2	38.5 ft. (12.2 m)
3	34 ft. (11.7 m)
4	28 ft. (11.3 m)
5	20.5 ft. (10.8 m)
6	11.5 ft. (10.4 m)

### Equivalent Ft. of Elbows

	3"/5"
90° Elbow	1.6 ft.
45° Elbow	9 in.

Venting Materials Allowed: 3-in./5-in. (7.6-cm/12.7-cm) UL-approved Category III Stainless Steel vent materials or water heater manufacturer-approved vent material (MetalFab, UBBINK, and Rainbow)

### Min. Vent Length Straight Pipe

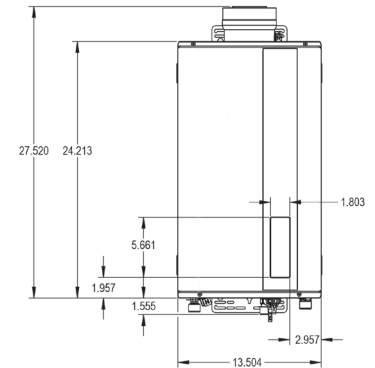
Number of 90° Elbows	Min. Length 3"/5" pipe
1	1.0 ft (0.3 m)

Hanging bracket and pressure relief valves are included with water heater.

## PARTS & ACCESSORIES

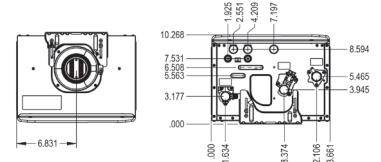
Recirculation Pump	Pipe Cover	Horizontal Vent Termination Twin Pipe System	Concentric Vent Termination Twin Pipe System	AirClear® Water Treatment System	Isolation Valve Kit	Manifold Cables
AP17920	AP22459	RTG20231-2	RTG20211	RTG20251	RTG20326	RCPN-AMP03-0013111101-0003 (48")

### INDOOR-DIRECT VENT

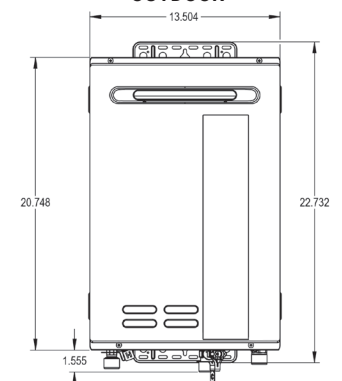


### TOP VIEW

### BOTTOM VIEW



### OUTDOOR



### TOP VIEW

### BOTTOM VIEW

